

Energy performance certificate (EPC)

3 Wayside Cottages
Holmbury St. Mary
DORKING
RH5 6NH

Energy rating

E

Valid until: **19 November 2033**

Certificate number: **9320-2890-5390-2327-5201**

Property type Semi-detached house

Total floor area 91 square metres

Rules on letting this property

Properties can be let if they have an energy rating from A to E.

You can read [guidance for landlords on the regulations and exemptions](https://www.gov.uk/guidance/domestic-private-rented-property-minimum-energy-efficiency-standard-landlord-guidance) (<https://www.gov.uk/guidance/domestic-private-rented-property-minimum-energy-efficiency-standard-landlord-guidance>).

Energy rating and score

This property's current energy rating is E. It has the potential to be B.

[See how to improve this property's energy efficiency.](#)

Score	Energy rating	Current	Potential
92+	A		
81-91	B		84 B
69-80	C		
55-68	D		
39-54	E	52 E	
21-38	F		
1-20	G		

The graph shows this property's current and potential energy rating.

Properties get a rating from A (best) to G (worst) and a score. The better the rating and score, the lower your energy bills are likely to be.

For properties in England and Wales:

- the average energy rating is D
- the average energy score is 60

Breakdown of property's energy performance

Features in this property

Features get a rating from very good to very poor, based on how energy efficient they are. Ratings are not based on how well features work or their condition.

Assumed ratings are based on the property's age and type. They are used for features the assessor could not inspect.

Feature	Description	Rating
Wall	Solid brick, as built, no insulation (assumed)	Very poor
Roof	Pitched, 150 mm loft insulation	Good
Window	Fully double glazed	Good
Main heating	Boiler and radiators, oil	Average
Main heating control	Programmer, room thermostat and TRVs	Good
Hot water	From main system	Average
Lighting	Low energy lighting in 83% of fixed outlets	Very good
Floor	Suspended, no insulation (assumed)	N/A
Secondary heating	Room heaters, wood logs	N/A

Low and zero carbon energy sources

Low and zero carbon energy sources release very little or no CO₂. Installing these sources may help reduce energy bills as well as cutting carbon emissions. The following low or zero carbon energy sources are installed in this property:

- Biomass secondary heating

Primary energy use

The primary energy use for this property per year is 243 kilowatt hours per square metre (kWh/m²).

▶ [About primary energy use](#)

How this affects your energy bills

An average household would need to spend **£1,646 per year on heating, hot water and lighting** in this property. These costs usually make up the majority of your energy bills.

You could **save £706 per year** if you complete the suggested steps for improving this property's energy rating.

This is **based on average costs in 2023** when this EPC was created. People living at the property may use different amounts of energy for heating, hot water and lighting.

Heating this property

Estimated energy needed in this property is:

- 12,405 kWh per year for heating
- 2,729 kWh per year for hot water

Impact on the environment

This property's current environmental impact rating is E. It has the potential to be C.

Properties get a rating from A (best) to G (worst) on how much carbon dioxide (CO₂) they produce each year.

Carbon emissions

An average household produces

6 tonnes of CO₂

This property produces

5.2 tonnes of CO₂

You could improve this property's CO2 emissions by making the suggested changes. This will help to protect the environment.

These ratings are based on assumptions about average occupancy and energy use. People living at the property may use different amounts of energy.

► [Do I need to follow these steps in order?](#)

Step 1: Internal or external wall insulation

Typical installation cost £4,000 - £14,000

Typical yearly saving £470

Potential rating after completing step 1 

Step 2: Floor insulation (suspended floor)

Typical installation cost £800 - £1,200


Typical yearly saving £108

Potential rating after completing steps 1 and 2 

Step 3: Replace boiler with new condensing boiler

Typical installation cost £2,200 - £3,000

Typical yearly saving £57

Potential rating after completing steps 1 to 3 

Step 4: Solar water heating

Typical installation cost £4,000 - £6,000


Typical yearly saving £70

Potential rating after completing steps 1 to 4 

Step 5: Solar photovoltaic panels, 2.5 kWp

Typical installation cost £3,500 - £5,500

Typical yearly saving £676

Potential rating after completing steps 1 to 5 

Help paying for energy improvements

You might be able to get a grant from the [Boiler Upgrade Scheme](https://www.gov.uk/apply-boiler-upgrade-scheme) (<https://www.gov.uk/apply-boiler-upgrade-scheme>). This will help you buy a more efficient, low carbon heating system for this property.


More ways to save energy

[Find ways to save energy in your home.](#)

Who to contact about this certificate

Contacting the assessor

If you're unhappy about your property's energy assessment or certificate, you can complain to the assessor who created it.


Assessor's name	Lee King
Telephone	07984488721 
Email	lee@epcsouthern.co.uk

Contacting the accreditation scheme


If you're still unhappy after contacting the assessor, you should contact the assessor's accreditation scheme.



Accreditation scheme	Elmhurst Energy Systems Ltd
Assessor's ID	EES/024242
Telephone	01455 883 250 
Email	enquiries@elmhurstenergy.co.uk

About this assessment

Assessor's declaration	No related party
Date of assessment	20 November 2023
Date of certificate	20 November 2023
Type of assessment	 RdSAP

Other certificates for this property

If you are aware of previous certificates for this property and they are not listed here, please contact us at dluhc.digital-services@levellingup.gov.uk or call our helpdesk on 020 3829 0748  (Monday to Friday, 9am to 5pm).

Certificate number	9948-9062-6253-8476-2960 (/energy-certificate/9948-9062-6253-8476-2960) 
Valid until	13 July 2026
Certificate number	8299-6226-8650-6789-2906 (/energy-certificate/8299-6226-8650-6789-2906) 
Expired on	2 June 2021

[Help \(/help\)](#) [Accessibility \(/accessibility-statement\)](#) [Cookies \(/cookies\)](#)

[Give feedback \(https://forms.office.com/e/hUnC3Xq1T4\)](https://forms.office.com/e/hUnC3Xq1T4) [Service performance \(/service-performance\)](#)

OGL

All content is available under the [Open Government Licence v3.0 \(https://www.nationalarchives.gov.uk/doc/open-government-licence/version/3/\)](https://www.nationalarchives.gov.uk/doc/open-government-licence/version/3/), except where otherwise stated



ht (<https://www.nationalarchives.gov.uk/information-management/re-using-public-sector-information/uk-government-licensing-framework/cr>